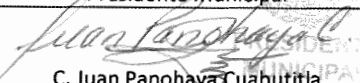




MUNICIPIO DE SAN NICOLÁS DE LOS RANCHOS PUEBLA

RESULTADOS DE EGRESOS - LDF (F7d)
(PESOS)

| Concepto | 2021 | 2022 | 2023 | 2024 | 2025 | 2026 |
|---|---------------|---------------|---------------|---------------|---------------|---------------|
| 1. Gasto No Etiquetado (1=A+B+C+D+E+F+G+H+I) | 24,700,308.75 | 28,318,776.08 | 31,878,283.89 | 23,324,644.30 | 31,518,711.59 | 31,294,200.00 |
| A. Servicios Personales | 10,533,711.20 | 13,910,745.70 | 17,284,222.00 | 12,224,707.14 | 14,091,870.29 | 14,078,800.00 |
| B. Materiales y Suministros | 5,679,032.84 | 5,084,625.04 | 4,854,136.02 | 2,832,326.81 | 5,096,567.84 | 5,386,120.00 |
| C. Servicios Generales | 6,746,532.12 | 6,125,387.10 | 7,588,049.86 | 6,797,777.28 | 7,919,871.11 | 7,847,080.00 |
| D. Transferencias, Asignaciones, Subsidios y Otras Ayudas | 1,563,828.45 | 3,074,193.74 | 2,024,263.02 | 1,452,033.07 | 768,216.42 | 2,250,000.00 |
| E. Bienes Muebles, Inmuebles e Intangibles | 177,204.14 | 123,824.50 | 127,612.99 | 17,800.00 | 1,463,057.10 | 812,200.00 |
| F. Inversión Pública | 0.00 | 0.00 | 0.00 | 0.00 | 2,179,128.83 | 0.00 |
| G. Inversiones Financieras y Otras Provisiones | 0.00 | 0.00 | 0.00 | 0.00 | 0.00 | 0.00 |
| H. Participaciones y Aportaciones | 0.00 | 0.00 | 0.00 | 0.00 | 0.00 | 920,000.00 |
| I. Deuda Pública | 0.00 | 0.00 | 0.00 | 0.00 | 0.00 | 0.00 |
| 2. Gasto Etiquetado (2=A+B+C+D+E+F+G+H+I) | 23,953,880.05 | 24,740,257.61 | 27,982,150.81 | 31,375,657.76 | 31,778,051.45 | 36,744,000.00 |
| A. Servicios Personales | 1,670,315.59 | 332,698.00 | 1,046,636.00 | 2,631,757.02 | 0.00 | 0.00 |
| B. Materiales y Suministros | 386,686.95 | 103,617.54 | 358,483.56 | 251,356.79 | 1,272,196.59 | 0.00 |
| C. Servicios Generales | 3,240,915.47 | 3,720,270.86 | 4,381,552.28 | 5,981,278.23 | 6,470,067.57 | 5,100,000.00 |
| D. Transferencias, Asignaciones, Subsidios y Otras Ayudas | 0.00 | 255,060.00 | 2,723,991.00 | 1,601,379.82 | 750,735.00 | 0.00 |
| E. Bienes Muebles, Inmuebles e Intangibles | 1,408,604.87 | 16,850.00 | 12,379.52 | 1,013,619.60 | 2,057,617.24 | 0.00 |
| F. Inversión Pública | 16,861,889.57 | 19,871,215.96 | 13,346,034.15 | 19,896,266.30 | 20,665,823.45 | 31,644,000.00 |
| G. Inversiones Financieras y Otras Provisiones | 0.00 | 0.00 | 0.00 | 0.00 | 0.00 | 0.00 |
| H. Participaciones y Aportaciones | 385,467.60 | 440,545.25 | 6,113,074.30 | 0.00 | 561,611.60 | 0.00 |
| I. Deuda Pública | 0.00 | 0.00 | 0.00 | 0.00 | 0.00 | 0.00 |
| 3. Total del Resultado de Egresos (3=1+2) | 48,654,188.80 | 53,059,033.69 | 59,860,434.70 | 54,700,302.06 | 63,296,763.04 | 68,038,200.00 |

| | | |
|--|---|--|
|  Presidente Municipal C. Juan Panohaya Cuahutitla |  Tesorero Municipal C. David Tlalcatech Sánchez |  Contralor Municipal C. Marcos Tirado Fernández |
|--|---|--|