


ESTADO ANALÍTICO DEL EJERCICIO DEL PRESUPUESTO DE EGRESOS
 CLASIFICACIÓN ADMINISTRATIVA
 Del 1 de Enero al 31 de Agosto de 2023
 (Cifras en pesos)


| Concepto | Egreso Aprobado (1) | Ampliaciones/Reducciones (2) | Egreso Modificado (3=1+2) | Egreso Devengado (4) | Egreso Pagado (5) | Subejercicio (6=3-4) |
|-----------------|---------------------|------------------------------|---------------------------|----------------------|-------------------|----------------------|
| 3 | 53,700,194.65 | 1,340,800.82 | 55,040,995.47 | 24,849,124.40 | 24,254,926.77 | 30,191,871.07 |
| 3.1 | 53,700,194.65 | 1,340,800.82 | 55,040,995.47 | 24,849,124.40 | 24,254,926.77 | 30,191,871.07 |
| 3.1.1 | 53,700,194.65 | 1,340,800.82 | 55,040,995.47 | 24,849,124.40 | 24,254,926.77 | 30,191,871.07 |
| 3.1.1.1 | 53,700,194.65 | 1,340,800.82 | 55,040,995.47 | 24,849,124.40 | 24,254,926.77 | 30,191,871.07 |
| 3.1.1.1.1 | 53,700,194.65 | 1,340,800.82 | 55,040,995.47 | 24,849,124.40 | 24,254,926.77 | 30,191,871.07 |
| | (AYUNTAMIENTO) | | | | | |
| 3.1.1.1.1.135 | 53,700,194.65 | 1,340,800.82 | 55,040,995.47 | 24,849,124.40 | 24,254,926.77 | 30,191,871.07 |
| 000 | 0.00 | 0.00 | 0.00 | 0.00 | 0.00 | 0.00 |
| 0000 | 0.00 | 0.00 | 0.00 | 0.00 | 0.00 | 0.00 |
| 0001 | 0.00 | 45,315.99 | 45,315.99 | 114,035.84 | 114,035.84 | -68,719.85 |
| 0002 | 14,511,580.44 | 131,424.27 | 14,643,004.71 | 11,676,130.29 | 11,629,530.29 | 2,964,874.42 |
| 0003 | 0.00 | 0.00 | 0.00 | 0.00 | 0.00 | 0.00 |
| 0004 | 0.00 | 0.00 | 0.00 | 0.00 | 0.00 | 0.00 |
| 0005 | 2,801,602.10 | 655,302.89 | 3,456,904.99 | 1,090,458.23 | 1,090,443.27 | 2,366,446.76 |
| 0006 | 0.00 | 0.00 | 0.00 | 0.00 | 0.00 | 0.00 |
| 0007 | 7,106,781.74 | 1,150,035.97 | 8,256,817.71 | 6,056,161.19 | 5,533,276.53 | 2,200,656.52 |
| 0008 | 26,214,274.65 | -809,903.44 | 25,404,371.21 | 4,224,459.89 | 4,201,761.89 | 21,179,911.32 |
| 0009 | 0.00 | 46,684.00 | 46,684.00 | 67,217.93 | 67,217.93 | -20,533.93 |
| 0010 | 0.00 | 25,000.00 | 25,000.00 | 360,787.06 | 360,787.06 | -335,787.06 |
| 0011 | 1,936,069.11 | 38,257.40 | 1,974,326.51 | 448,827.82 | 448,827.82 | 1,525,498.69 |
| 0012 | 441,640.43 | -63,410.75 | 378,229.68 | 239,862.83 | 239,862.83 | 138,366.85 |
| 0013 | 26,741.32 | 15,439.45 | 42,180.77 | 27,513.00 | 27,513.00 | 14,667.77 |
| 0014 | 0.00 | 10,590.74 | 10,590.74 | 24,434.60 | 24,434.59 | -13,843.86 |
| 0015 | 0.00 | 0.00 | 0.00 | 0.00 | 0.00 | 0.00 |
| 0016 | 0.00 | 0.00 | 0.00 | 0.00 | 0.00 | 0.00 |
| 0017 | 9,741.66 | 0.00 | 9,741.66 | 5,218.97 | 5,218.97 | 4,522.69 |
| 0018 | 643,921.33 | 96,064.30 | 739,985.63 | 512,016.75 | 512,016.75 | 227,968.88 |
| 019 | 7,841.87 | 0.00 | 7,841.87 | 0.00 | 0.00 | 7,841.87 |
| TOTAL DEL GASTO | 53,700,194.65 | 1,340,800.82 | 55,040,995.47 | 24,849,124.40 | 24,254,926.77 | 30,191,871.07 |

Bajo protesta de decir verdad declaramos que los Estados Financieros y sus notas, son razonablemente correctos y son responsabilidad del emisor.

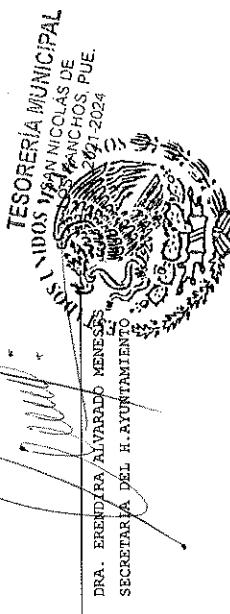
ESTADO ANALÍTICO DEL EJERCICIO DEL PRESUPUESTO DE EGRESOS
CLASIFICACIÓN ADMINISTRATIVA

Del 1 de Enero al 31 de Agosto de 2023
(en millones de pesos)


GUÁRRARO SANDRE POPOLO
PRESIDENTE MUNICIPAL CONSTITUCIONAL
2021-2024


PRESIDENCIA MUNICIPAL
SAN NICOLÁS DE
LOS RANCHOS, PUE.
2021-2024


TESORERÍA MUNICIPAL
SAN NICOLÁS DE
LOS RANCHOS, PUE.
2021-2024


DRA. ERENDYRA ALVARADO MENESES
SECRETARÍA DEL H. AYUNTAMIENTO


TESORERÍA MUNICIPAL
SAN NICOLÁS DE
LOS RANCHOS, PUE.
2021-2024

SECRETARÍA DEL
AYUNTAMIENTO

SAN NICOLÁS DE
LOS RANCHOS, PUE.
2021-2024